

# Touch Series

# Model: Touch Carbon



Set Temperature Range	5-35°C, 41-95°F	Frost Protection (7°C - 17°C)	Y
Cool White Digital Display	Y	Daylight Saving Time (DST)	Y
Non-Programmable Mode	Y	°C / °F Option	Y
5/2 Day Programming Mode	Y	Built In Air Sensor	Y
7 Day Programming Mode	Y	Remote Air Sensing Mode (Wireless)	Y
24 Hour Mode	Y	Floor Sensing Mode (Wired)	Y
Number of Heating Levels	4 or 6	Remote Probe Included	N
Advance Function	Y	Floor Temp Limit Protection	Y
Optimum Start	Y	Cooling	N
Number of Switching Times (Timer mode)	4	Max Switching Current	3A
Holiday Function	Y	Modbus (Maximum 32 devices)	Y
Keylock Function	Y	Accuracy +/-	1°C
Temperature Hold Function	Y	Adjustable Switching Differential	0.5°C - 3°C
Temperature Override	Y	<b>Supply</b>	<b>230V AC</b>
Temperature Override Limit	Y	<b>Installed Dimensions</b>	<b>107 x 86 x 15mm (L,H,D)</b>
Output Delay	Y	<b>Weight</b>	<b>188g</b>

## Feature Table - Thermostat Mode

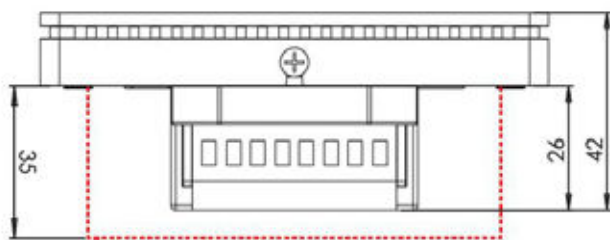
FEATURE	DESCRIPTION	SETTING
A	Viewing Accessory	Information only
P	Pairing Accessory	Commences Countdown from 99:00 seconds.
01	Temperature Format	00 = 0.5°C 01 = 1.0°C (Default) 02 = 2.0°C 03 = 3.0°C
02	Switching Differential	00 = 0.5°C, 01 = 1.0°C (Default) 02 = 2.0°C, 03 = 3.0°C
03	Output Delay	00 - 15 Minutes (00 = Default)
04	Up/Down Temperature Limit	00° - 10°C (00° = Default)
05	Sensor Selection	00 = Built In Sensor with Optional Wireless Remote Air (Default) 01 = Wireless Remote Air Only 02 = Floor Sensor Only 03 = Built In + Floor Sensor + Optional Wireless Remote Air 04 = Floor Sensor + Wireless Remote Air
06	Floor Temperature Limit	20°C - 45°C (28°C Default)
07	Optimum Start	00 = Disabled (Default) 01 = 1 Hour, 02 = 2 Hours 03 = 3 Hours, 04 = 4 Hours, 05 = 5 Hours.

FEATURE	DESCRIPTION	SETTING
08	Rate of Change	Minutes to raise by 1°C
09	Program Mode	00 = Weekday/Weekend (Default), 01 = 7 Day, 02 = 24 Hour Mode, 03 = Non-Programmable
10	(DST) Daylight Saving	00 = Disabled (Default) 01 = Enabled
11	Program Type	00 = 4 Comfort Levels (Default) 01 = 6 Comfort Levels
12	Communications ID (Modbus)	00-32, 00 = Disabled
13	Back-light Dimming	00 = Medium (Default) 01 = Low

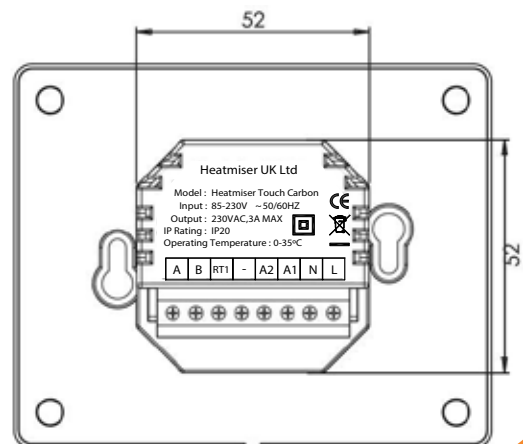
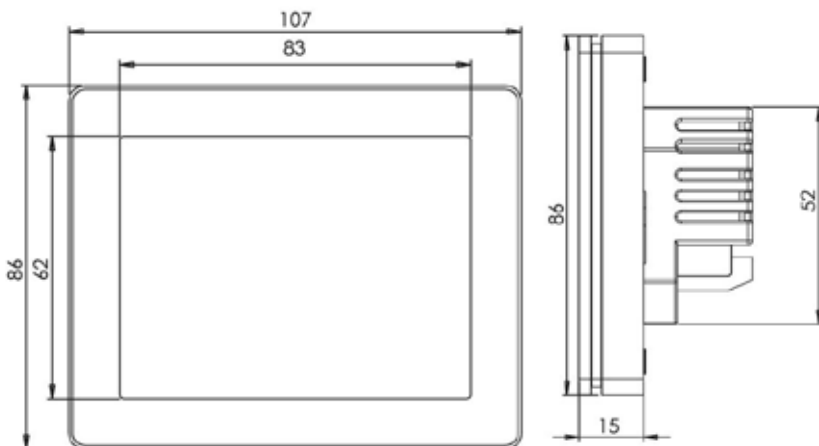
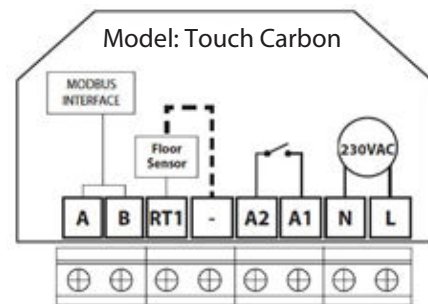
## Feature Table - Timer Mode

01	Program Mode	00 = Weekday/Weekend (Default), 01 = 7 day 02 = 24 Hour Mode, 03 = Countdown
02	Daylight Saving Time (DST)	00 = Disabled (Default) 01 = Enabled
03	Communications ID (Modbus)	00-32, 00 = Disabled
04	Back-light Dimming	00 = Medium (Default) 01 = Low

## Product Dimensions (mm) & Wiring Specification



Note: Fits standard 35mm depth back box



heatmiser



Heatmiser UK Ltd  
1 - 5 Hurstwood Court, Mercer Way,  
Shadsworth Business Park, Blackburn,  
Lancashire. BB1 2QU, England  
Registered in England: 3747773

tel. 01254 669090  
fax. 01254 669091  
email. sales@heatmiser.com  
web. www.heatmiser.com  
WEEE Registration Number: WEE/GF0052TQ