

# Slimline Series

# Model: Slimline

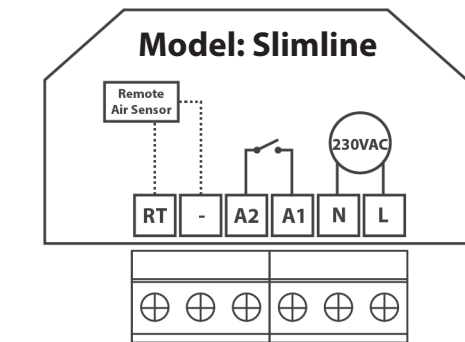

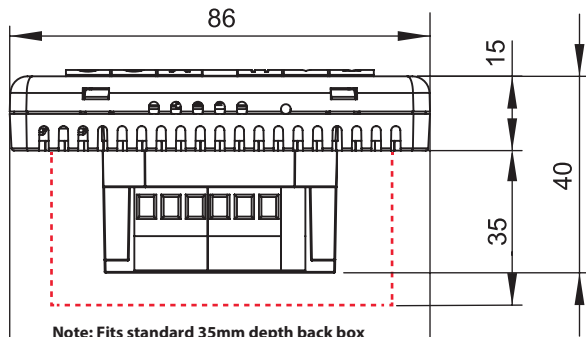


Temperature Range	05-35 °C 41-95 °F	Networking Facility	N
Blue Back Lit Screen	Y	°C / °F Option	Y
Non-Programmable	Y	Built In Sensor	Y
5/2 Day Programming Mode	Y	Remote Air Sensing Mode	Y
7 Day Programming Mode	Y	Floor Sensing Mode	N
Number of Heating Levels	4	Remote Probe Included	N
Optimum Start	Y	Max Switching Current	3A
Number of HW Times	0	Accuracy	+/-1°C
Holiday Function	Y	Infrared Remote Control Option	Y
Keylock Function	Y	Adjustable Switching Differential	Y
Temperature Hold Function	Y	<b>Supply</b>	<b>230VAC</b>
Temperature Override	Y	<b>Rating</b>	<b>3A</b>
Temperature Override Limit	Y	<b>Installed Dimensions (L,H,D)</b>	<b>99 x 86 x 15mm</b>
Frost Protection	Y	<b>Weight</b>	<b>195g</b>

## Feature Table

FEATURE	DESCRIPTION	SETTING	FEATURE	DESCRIPTION	SETTING
01	Temperature Format	00 = °C, 01 = °F (°C = Default)	08	Sensor Selection	00 = Built in Sensor 01 = Remote Air Sensor
02	Switching Differential	01° - 03°C (Default 01°C)	09	Floor Temperature Limit	Not in use on this model
03	Frost Mode	00 = Enabled, 01 = Disabled (00 = Default)	10	Optimum Start	00 -03 Hours (00 = Default)
04	Frost Protection Temperature	07° - 17°C (Default 12°C)	11	Rate of Change	Minutes to raise by 1°C
05	Output Delay	00 - 15 Minutes (00 = Default)	12	Program Mode	00 = Non-Programmable 01 = 5/2 Day 02 = 7 Day
06	Communications ID No.	Not in use on this model			
07	Up/Down Temperature Limit	00° - 10°C (00 = Default)			

## Product Dimensions (mm) & Wiring Specification



Wiring Detail

